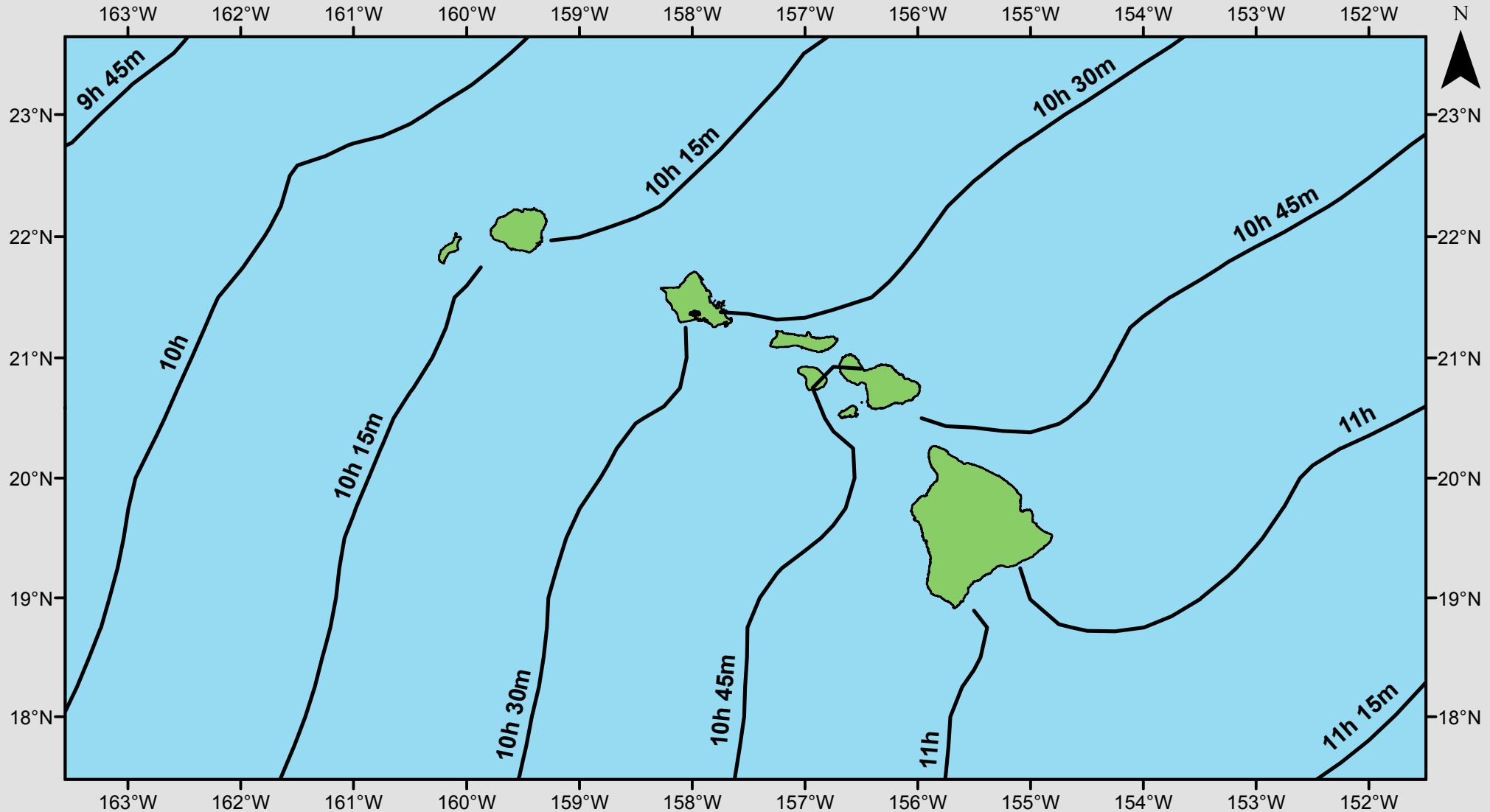




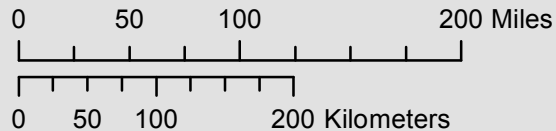
Tsunami Travel Time

Tsunami Information (Hawaiian Islands) - Western Honshu Japan - 6.6

21 October 2016 0507 UTC Earthquake Epicenter (Lat/Lon): 35.4,133.9



 Epicenter
 15-min intervals



Tsunami travel time contours in 15 minutes (0.25 hours) from the earthquake origin time.

The delineation of political boundaries and associated data shown here do not imply endorsement by the Pacific Disaster Center.

Produced by: Pacific Disaster Center
Source Data: PTWC, USGS
Projection: WGS 1984

Date Created: 21 October 2016

<http://www.pdc.org> - response@pdc.org