

Region Selected » Lower Left Latitude/Longitude: 35.8825 N° , 67.6257 E°
 Upper Right Latitude/Longitude: 41.8825 N° , 73.6257 E°





Situational Awareness

Additional information and analysis is available for Disaster Management Professionals. If you are a Disaster Management Professional and would like to apply for access, please [register here](#). Validation of registration information may take 24-48 hours.

Current Hazards:

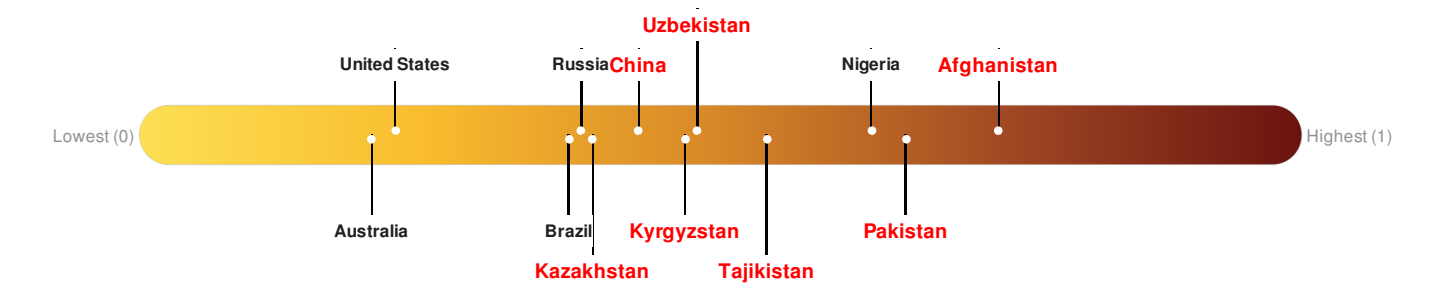
Recent Earthquakes

Event	Severity	Date (UTC)	Magnitude	Depth (km)	Location	Lat/Long
		01-Jul-2016 15:21:43	5.4	10	27km SE of Gharm, Tajikistan	38.88° N / 70.63° E

Source: [PDC](#)

Lack of Resilience Index:

Lack of Resilience represents the combination of susceptibility to impact and the relative inability to absorb, respond to, and recover from negative impacts that do occur over the short term. **Afghanistan** ranks **1** out of **165** on the Lack of Resilience index with a score of 0.74. **China** ranks **82** out of **165** on the Lack of Resilience index with a score of 0.43. **Kazakhstan** ranks **92** out of **165** on the Lack of Resilience index with a score of 0.39. **Kyrgyzstan** ranks **61** out of **165** on the Lack of Resilience index with a score of 0.47. **Pakistan** ranks **8** out of **165** on the Lack of Resilience index with a score of 0.66. **Tajikistan** ranks **44** out of **165** on the Lack of Resilience index with a score of 0.54. **Uzbekistan** ranks **58** out of **165** on the Lack of Resilience index with a score of 0.48.



Afghanistan ranks **1** out of **165** on the Lack of Resilience Index. Based on the sub-component scores related to Vulnerability and Coping Capacity, the three thematic areas with the weakest relative scores are Conflict Impacts, Environmental Capacity and Infrastructure.

China ranks **82** out of **165** on the Lack of Resilience Index. Based on the sub-component scores related to Vulnerability and Coping Capacity, the three thematic areas with the weakest relative scores are Environmental Capacity, Governance and Marginalization.

Kazakhstan ranks **92** out of **165** on the Lack of Resilience Index. Based on the sub-component scores related to Vulnerability and Coping Capacity, the three thematic areas with the weakest relative scores are Environmental Capacity, Governance and Marginalization.

Kyrgyzstan ranks **61** out of **165** on the Lack of Resilience Index. Based on the sub-component scores related to Vulnerability and Coping Capacity, the three thematic areas with the weakest relative scores are Environmental Capacity, Governance and Economic Constraints.

Pakistan ranks **8** out of **165** on the Lack of Resilience Index. Based on the sub-component scores related to Vulnerability and Coping Capacity, the three thematic areas with the weakest relative scores are Environmental Stress, Conflict Impacts and Info Access Vulnerability.

Tajikistan ranks **44** out of **165** on the Lack of Resilience Index. Based on the sub-component scores related to Vulnerability and Coping Capacity, the three thematic areas with the weakest relative scores are Environmental Capacity, Governance and Population Pressures.

Uzbekistan ranks **58** out of **165** on the Lack of Resilience Index. Based on the sub-component scores related to Vulnerability and Coping Capacity, the three thematic areas with the weakest relative scores are Environmental Capacity, Governance and Environmental Stress.

Source: [PDC](#)

Regional Overview

Additional information and analysis is available for Disaster Management Professionals. If you are a Disaster Management Professional and would like to apply for access, please [register here](#). Validation of registration information may take 24-48 hours.

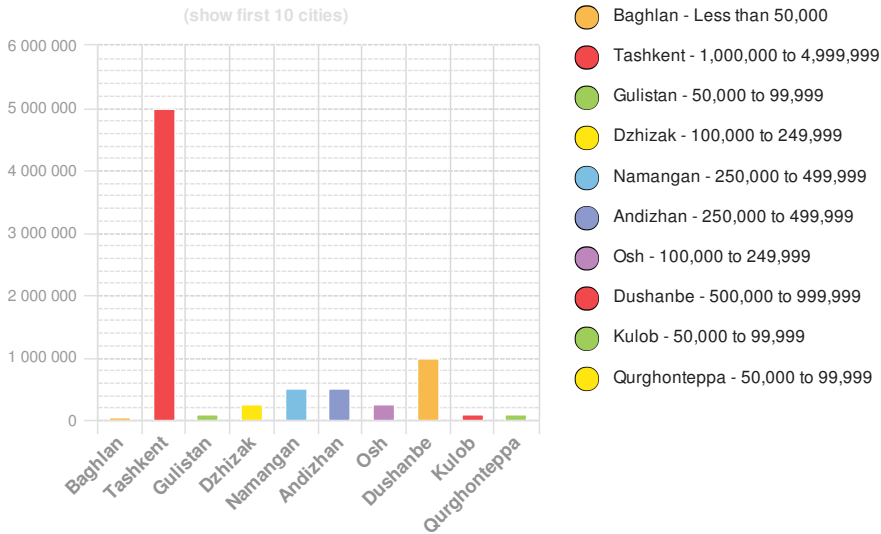
Population Data:

2011

Total: **30,468,950**
Max Density: **41,605**(ppl/km²)

Source: [iSciences](#)

Populated Areas:



Risk & Vulnerability

Additional information and analysis is available for Disaster Management Professionals. If you are a Disaster Management Professional and would like to apply for access, please [register here](#). Validation of registration information may take 24-48 hours.

Multi Hazard Risk Index:

Afghanistan ranks **1** out of **165** on the Multi-Hazard Risk Index with a score of 0.74. Afghanistan is estimated to have relatively high overall exposure, high vulnerability, and low coping capacity.

China ranks **32** out of **165** on the Multi-Hazard Risk Index with a score of 0.58. China is estimated to have relatively very high overall exposure, low vulnerability, and medium coping capacity.

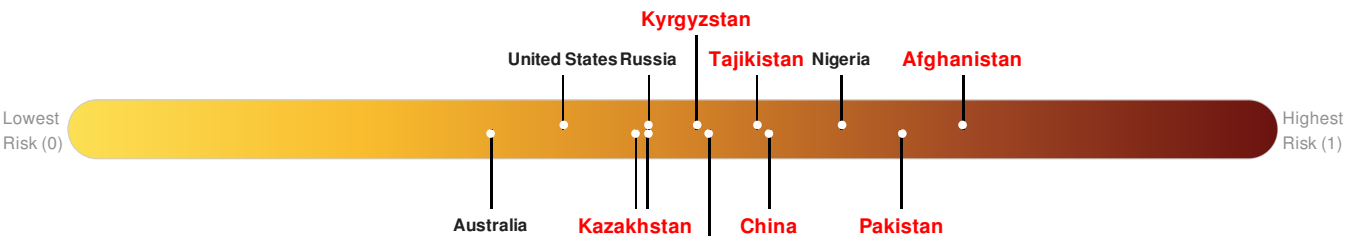
Kazakhstan ranks **97** out of **165** on the Multi-Hazard Risk Index with a score of 0.47. Kazakhstan is estimated to have relatively high overall exposure, low vulnerability, and medium coping capacity.

Kyrgyzstan ranks **66** out of **165** on the Multi-Hazard Risk Index with a score of 0.52. Kyrgyzstan is estimated to have relatively high overall exposure, low vulnerability, and medium coping capacity.

Pakistan ranks **3** out of **165** on the Multi-Hazard Risk Index with a score of 0.69. Pakistan is estimated to have relatively high overall exposure, high vulnerability, and low coping capacity.

Tajikistan ranks **37** out of **165** on the Multi-Hazard Risk Index with a score of 0.57. Tajikistan is estimated to have relatively high overall exposure, medium vulnerability, and low coping capacity.

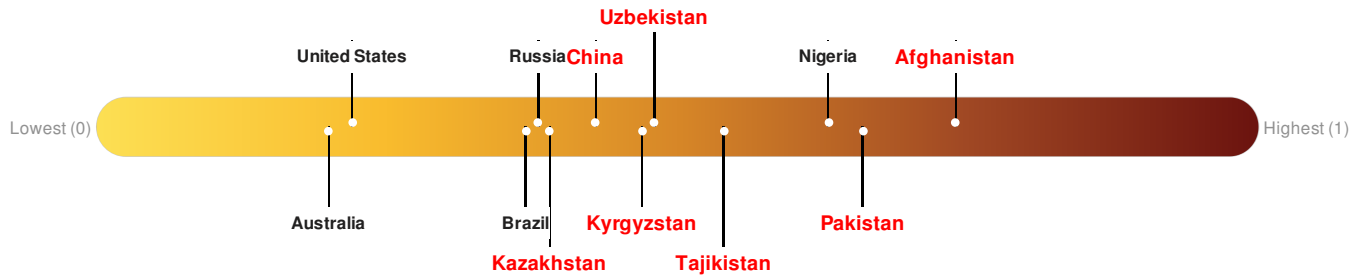
Uzbekistan ranks **59** out of **165** on the Multi-Hazard Risk Index with a score of 0.53. Uzbekistan is estimated to have relatively high overall exposure, low vulnerability, and low coping capacity.



Source: [PDC](#)

Lack of Resilience Index:

Lack of Resilience represents the combination of susceptibility to impact and the relative inability to absorb, respond to, and recover from negative impacts that do occur over the short term. **Afghanistan** ranks 1 out of 165 on the Lack of Resilience index with a score of 0.74. **China** ranks 82 out of 165 on the Lack of Resilience index with a score of 0.43. **Kazakhstan** ranks 92 out of 165 on the Lack of Resilience index with a score of 0.39. **Kyrgyzstan** ranks 61 out of 165 on the Lack of Resilience index with a score of 0.47. **Pakistan** ranks 8 out of 165 on the Lack of Resilience index with a score of 0.66. **Tajikistan** ranks 44 out of 165 on the Lack of Resilience index with a score of 0.54. **Uzbekistan** ranks 58 out of 165 on the Lack of Resilience index with a score of 0.48.



Afghanistan ranks 1 out of 165 on the Lack of Resilience Index. Based on the sub-component scores related to Vulnerability and Coping Capacity, the three thematic areas with the weakest relative scores are Conflict Impacts, Environmental Capacity and Infrastructure.

China ranks 82 out of 165 on the Lack of Resilience Index. Based on the sub-component scores related to Vulnerability and Coping Capacity, the three thematic areas with the weakest relative scores are Environmental Capacity, Governance and Marginalization.

Kazakhstan ranks 92 out of 165 on the Lack of Resilience Index. Based on the sub-component scores related to Vulnerability and Coping Capacity, the three thematic areas with the weakest relative scores are Environmental Capacity, Governance and Marginalization.

Kyrgyzstan ranks 61 out of 165 on the Lack of Resilience Index. Based on the sub-component scores related to Vulnerability and Coping Capacity, the three thematic areas with the weakest relative scores are Environmental Capacity, Governance and Economic Constraints.

Pakistan ranks 8 out of 165 on the Lack of Resilience Index. Based on the sub-component scores related to Vulnerability and Coping Capacity, the three thematic areas with the weakest relative scores are Environmental Stress, Conflict Impacts and Info Access Vulnerability.

Tajikistan ranks 44 out of 165 on the Lack of Resilience Index. Based on the sub-component scores related to Vulnerability and Coping Capacity, the three thematic areas with the weakest relative scores are Environmental Capacity, Governance and Population Pressures.

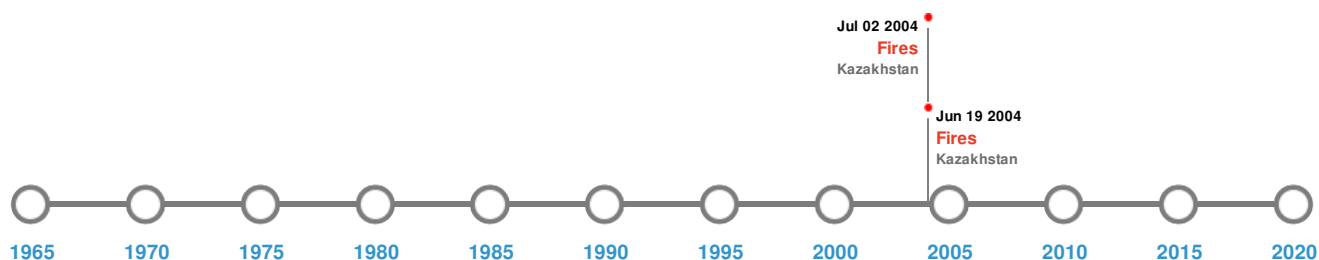
Uzbekistan ranks 58 out of 165 on the Lack of Resilience Index. Based on the sub-component scores related to Vulnerability and Coping Capacity, the three thematic areas with the weakest relative scores are Environmental Capacity, Governance and Environmental Stress.

Source: [PDC](#)

Historical Hazards

Additional information and analysis is available for Disaster Management Professionals. If you are a Disaster Management Professional and would like to apply for access, please [register here](#). Validation of registration information may take 24-48 hours.

Historical Hazards:



Earthquakes:

5 Largest Earthquakes (Resulting in significant damage or deaths)

Event	Date (UTC)	Magnitude	Depth (Km)	Location	Lat/Long
	07-Jul-1909 00:21:00	8.10	230	AFGHANISTAN: HINDU-KUSH	36.5° N / 70.5° E
	15-Nov-1921 00:20:00	7.80	215	AFGHANISTAN: HINDU KUSH	36.5° N / 70.5° E
	02-Nov-1946 00:18:00	7.60	35	KYRGYZSTAN	41.5° N / 72.5° E
	04-Jul-1911 00:13:00	7.60	190	AFGHANISTAN: HINDU KUSH	36° N / 70.5° E
	04-Mar-1949 00:10:00	7.50	230	AFGHANISTAN: HINDU-KUSH, WEST PUNJAB	36° N / 70.5° E

Source: [Earthquakes](#)

Wildfires:

5 Largest Wildfires

Event	Start/End Date(UTC)	Size (sq. km.)	Location	Mean Lat/Long
	05-Jun-2004 00:00:00 - 20-Jun-2004 00:00:00	19.10	Kazakhstan	41.82° N / 67.58° E
	05-Jun-2004 00:00:00 - 03-Jul-2004 00:00:00	18.90	Kazakhstan	41.7° N / 67.74° E

Source: [Wildfires](#)

Disclosures

* As defined by the source ([Dartmouth Flood Observatory](#), University of Colorado), Flood Magnitude = $\text{LOG}(\text{Duration} \times \text{Severity} \times \text{Affected Area})$. Severity classes are based on estimated recurrence intervals and other criteria.

The information and data contained in this product are for reference only. Pacific Disaster Center (PDC) does not guarantee the accuracy of this data. Refer to original sources for any legal restrictions. Please refer to PDC Terms of Use for PDC generated information and products. The names, boundaries, colors, denominations and any other information shown on the associated maps do not imply, on the part of PDC, any judgment on the legal status of any territory, or any endorsement or acceptance of such boundaries.